

EPOS

# EPOS and UNICON

Optimize Your EPOS Audio Devices Seamlessly  
via eLux-powered Endpoints

UNICON

At EPOS we help professionals achieve their potential through the power of audio. That's why we've made it our mission to work with software vendors like Unicon to optimize EPOS audio devices for their operating system. We do this by integrating EPOS Digital Solutions into eLux – Unicon's next-gen operating system.

### Enhanced device management

If your business uses eLux powered endpoints, the management and usage of EPOS devices is easier and more effective.

EPOS Digital Solutions help IT departments simplify the central management of EPOS audio devices and enable flawless communication experiences on calls. This is done through:

- Deployment of latest firmware updates
- Configuration of audio settings for optimal call quality on both ends
- Insights into device usage through reports such as device adoption

### A collaboration for success

In close collaboration with Unicon, EPOS has enabled EPOS Connect to run on the eLux operating system. EPOS Connect is part of the EPOS Digital Solutions ecosystem and is a software solution which allows centralized device management through EPOS Manager. IT departments can update firmware centrally, streamline the set-up of new devices and monitor the use and status of all devices across the organization.

## EPOS Digital Solutions include:


EPOS Connect is the client application which enables management features for EPOS devices working with eLux. For more about EPOS Connect VDI, visit [eposaudio.com/epos-connect-vdi](https://eposaudio.com/epos-connect-vdi)

EPOS Manager is the web application that is administered by the IT department, to manage the features enabled by EPOS Connect to boost employee productivity. For more about EPOS Manager, visit [eposaudio.com/epos-manager](https://eposaudio.com/epos-manager)



## 3 steps to get started

1. Sign up, download and Install EPOS Manager here: [enterprise.eposaudio.com/#/signup](https://enterprise.eposaudio.com/#/signup)
2. Enable EPOS Connect already available in the eLux using Scout
3. Manage headsets connected to eLux via EPOS Manager's intuitive user interface

Connected to eLux -powered Endpoint



EPOS Connect enabled but not visible to user



Scout  
EPOS Manager